

West Meadows Primary School



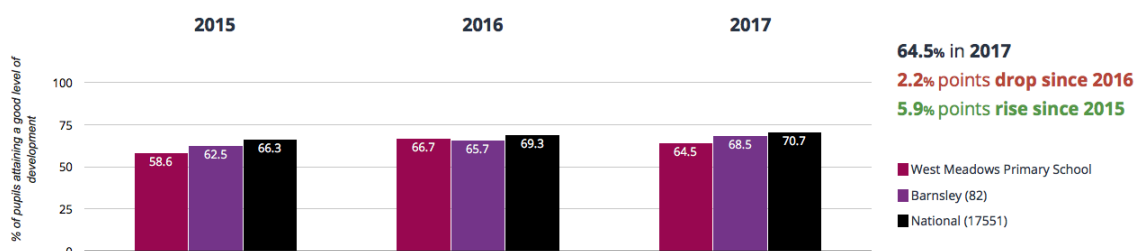
End of Year Outcomes 2017

More detailed information may be found at :

<https://www.compare-school-performance.service.gov.uk/school/140460>

EYFS

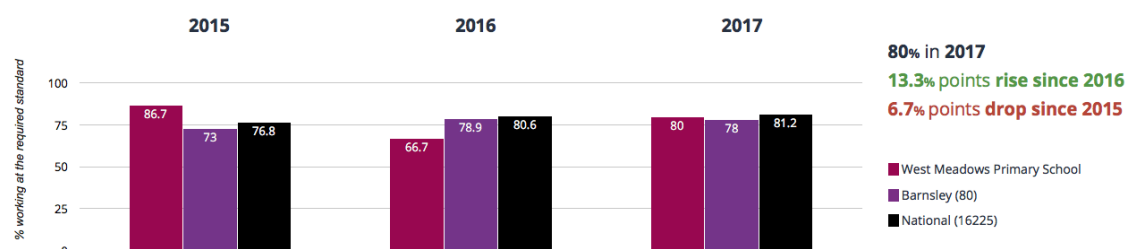
★ Good Level Of Development



Year 1 Phonics

At the end of Year 1, all pupils take a phonics screening check. Pupils who do not achieve the expected standard at the end of Year 1 have a chance to retake the test in Year 2. The chart below shows how our pupils performed in phonics compared with schools nationally.

👤 Year 1: Working At



Pupils in Years 2 and 6 are measured at the end of these year groups, pupils are assessed as either **working at the expected standard** or **working at a higher level** within the expected standard.

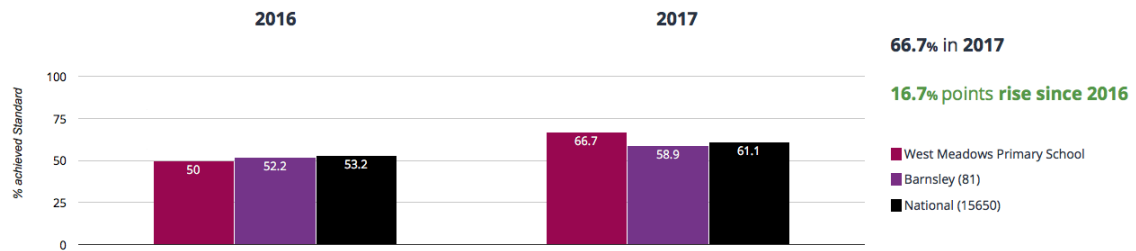
For reading, writing and maths in Year 6, each school was also awarded a progress score. A score of 0 or more means the school is performing as well or better than other similar schools nationally. A score of less than 0 means the year group as a whole did not make as much progress as similar schools nationally.

Key Stage 1 – Year 2

	School		National	
	% of pupils working at the expected standard	% of pupils working at a greater depth	% of pupils working at the expected standard	% of pupils working at a greater depth
Reading	54%	18%	76%	25%
Writing	50%	7%	68%	16%
Maths	50%	11%	75%	21%

KS2 outcomes – Year 6 Exit 2017

RWM - achieved standard



	School		National		School
	% of pupils working at the expected standard	% of pupils working at a higher level	% of pupils working at the expected standard	% of pupils working at a higher level	Average progress score
Reading, writing and maths combined	67%	7%	61.1%	8.6%	
Reading	70%	13%	71.5%	24.4%	-1.8
Writing	83%	23%	76.3%	17.7%	0.6
Maths	83%	23%	74.9	22.5%	0.4
GaPS	83%	43%	76.9%	30.8%	

