

Early Learning Goal	Characteristics of Effective Learning	West Meadows Primary School Harvest / Autumn F2 (Reception)
<ul style="list-style-type: none"> <li>Explore the natural world around them, making observations and drawing pictures of animals and plants; -</li> <li>Understand some important processes and changes in the natural world around them, including the seasons and changing states of matter.</li> <li>Offer explanations for why things might happen, making use of recently introduced vocabulary from stories, non-fiction, rhymes and poems when appropriate;</li> <li>Reception: understand that some places are special to members of their community</li> </ul>	<p><b>Playing and Exploring</b></p> <ul style="list-style-type: none"> <li>Plan and think ahead about how they will explore or play with objects.</li> <li>Respond to new experiences that you bring to their attention.</li> </ul> <p><b>Active Learning</b></p> <ul style="list-style-type: none"> <li>Use a range of strategies to reach a goal they have set themselves.</li> </ul> <p><b>Creating and thinking critically</b></p> <ul style="list-style-type: none"> <li>Take part in simple pretend play. For example, they might use an object like a brush to pretend to brush their hair, or 'drink' from a pretend cup.</li> <li>Sort materials. For example, at tidy-up time, children know how to put</li> </ul>	<p><u>Autumn</u>          Know that there are 4 seasons in a year, spring summer autumn and winter and be able to identify key features / festivals that happen within each. E.g. it is hotter in summer and we go on holiday. In Autumn the wind blows and the leaves fall from <b>some</b> trees.          Know that the days get shorter in the Autumn and the weather is colder and windier.          Make observations of own outdoor environment and the changes they see in the woodland area          Understand some animals change their behaviour in the autumn, prepare for <b>hibernation, migrate</b> and name some of these animals.</p> <p><u>Harvest</u>          Know that a <b>farm</b> is a place where plants are grown for food and animals kept from food and other things such as wool from sheep.          Know that <b>crops</b> are plants such as wheat or potatoes that are planted by the farmer in <b>fields</b> to make food that they then sell to other people.          Know that wheat has seeds and that these seeds are ground up to make flour that can be used to make bread. (Little Red Hen)          Understand the concept of <b>harvest</b> as a gathering in of many <b>crops</b> once they have ripened as the summer ends. Recognise photographs of farms and fields before and after the harvest.          Understand and start to use the basic vocabulary related to farms: <b>field, harvest, season, weather, rain, wind, farmer.</b></p> <p>Know that a <b>farm</b> is an area of land used for growing <b>crops</b> or <b>raising</b> animals, usually in order to sell them. Know that people who work on a farm are called <b>farmers</b>.          Know that farmers can be men or women.          Know that farmers have an important job to <b>provide</b> food for us to eat.          Know that some farms have animals, some grow <b>crops</b> and some have both.          Know that in some countries, farmers only produce food for their families to eat but in the <b>UK</b>, farmers grow things to sell so that lots of people can eat them.          Know that farmers grow food, <b>harvest</b> it when it is <b>ripe</b> and then often sell it to large companies who turn it into food that we can buy from a <b>supermarket</b>.</p>

different construction materials in separate baskets.  
Reviewing how well the approach worked

Know that, for example, farmers in England grow **wheat**. This is sold to large companies who turn it into **flour** which is sold in supermarkets. Some flour is sold to companies who make bread with it.  
Know that UK farmers also grow oats, potatoes, vegetables and fruits.

Know the following vegetables grown in the UK by appearance – **carrots, beetroot, cabbage, onions, leeks, turnips, parsnips, broccoli, cauliflower** and **courgettes**.

Know the following fruits grown in the UK by appearance and their taste: **apples, strawberries, pears, cherries, blueberries** and **plums**

Know that fruits and vegetables are good for you and help you to be **healthy**.

Know that we should eat at least 5 **portions** of these each day (a portion being defined as a handful)

Know that farmers in England may keep the following animals – **horse, rabbit, goat, cow, sheep, duck, goose, hen, pig, donkey, bull/cow, turkey**

Know that farmers now milk cows using **machinery** which is faster than doing so by hand.

Know that **exotic** fruits can be grown on farms in hot countries.

Know that if we want to buy some food it can only come from **foreign countries**, such as bananas. Know that exotic fruits include **pineapples, coconuts, pomegranate, kiwi** and **mango**.

Know what these fruits look and taste like.

Know that we get food from farms all over the world. The food is **harvested** and then **transported** in large ships across the world.

Know that, in the past, farms were run by many people but now big **machines** do a lot of the work so fewer farm workers are needed.

Know the following machines used on a farm -

1. **Tractor** - a farm vehicle that is used to pull farm machinery and to provide the energy needed for the machinery to work.
2. **Combine Harvester** - a large machine which is used on farms to cut, sort, and clean **grain**.




Harvesting fruit from school grounds.

		<p>Additional Experience. Diversity.</p> <p>Harvesting fruit from the school grounds – apple tree. Exploring fruit.</p> <p>Do we all like the same?</p>
--	--	---

### **Continuous Provision Opportunities**

- Investigation station – Magnifying glasses, autumn books, colour swatches for autumnal colours.
- Small world – farm with soil and real vegetables
- Literacy – books to promote harvest and autumn – Little red hen, Handa’s surprise, Supertato. / leaf man / information books /
- Creative – autumnal colours - open ended opportunities to develop pictures.
- Paint – colour mixing for own fruit and vegetables
- Maths -autumnal objects to count, sort and weigh– conkers / pine cones

**Direct Teaching of Vocabulary**

	 <b>Anchor words</b>	(not too easy, not too hard, just right)  <b>Goldilocks words</b>	 <b>Step on words</b>
<b>nouns</b>	farm fields rain wind farmer	crops harvest weather	season
<b>verbs</b>	pick hunt	gather explore collect	hibernation migrate
<b>adjectives</b>	Red Yellow Brown Orange	crunchy shiny cosy breezy	scattered whistling