




3-4 years-olds will be learning to:	Characteristics of Effective Learning to:	West Meadows Primary School Christmas F1/Nursery
<ul style="list-style-type: none"> • Begin to make sense of their own life-story and family's history. • Know that there are different countries in the world and talk about the differences they have experienced or seen in photos. • Compare and contrast characters from stories, including figures from the past 	<p>Playing and Exploring</p> <ul style="list-style-type: none"> - Plan and think ahead about how they will explore or play with objects. - Respond to new experiences that you bring to their attention. <p>Active Learning</p> <ul style="list-style-type: none"> - Use a range of strategies to reach a goal they have set themselves. <p>Creating and thinking critically</p> <ul style="list-style-type: none"> - Take part in simple pretend play. For example, they might use an object like a brush to pretend to brush their hair, or 'drink' from a pretend cup. - Sort materials. For example, at tidy-up time, children know how to put different construction materials in separate baskets. Reviewing how well the approach worked 	<p>Understand that Christmas is a birthday celebration everyone can join in. However, Christians want to celebrate the faith aspects of the festival.</p> <p>Unpack a special Christmas box and find things inside which indicate the importance of Christmas. – Cards with nativity scenes, decorations, party food, Father Christmas, special food.</p> <p>Know that in the UK we have a number of Christmas traditions. These include</p> <ul style="list-style-type: none"> • Decorating home with holly, ivy and mistletoe • Putting up a decorated Christmas tree often with lights • Singing Christmas carols • Exchanging gifts • Eating a special meal including Turkey and Brussel Sprouts • Listen to the Queen's speech <ul style="list-style-type: none"> • Watching a pantomime <p>Know that Christmas day is on the 25th December.</p> <p>Read the Christmas Story <u>Advent & Christmas</u></p> <p>Establish the figures in the Nativity. Able to talk about the story. Find Christmas cards with scenes from the nativity and talk about who's who.</p> <p>Talk about what people might do nowadays if they heard a very important person had been born. (Link this to what their families did when they were born)</p> <p>Retell the nativity. Understand Christians retell the Christmas story.</p> <p>Know why giving presents is important for Christians at Christmas. Learn that Christians also</p>

		<p>try to do good deeds at Christmas e.g. helping the needy or poor.</p> <p>Diversity – to understand that not everybody celebrates Christmas.</p> <p>Experiences – go to the pantomime and act and sing the nativity for parents.</p>
--	--	--

Continuous Provision Opportunities

- Investigation station – decorating Christmas tree.
- Small world – nativity – set up by children
- Literacy – Christmas story / stories about Jesus.
- Creative – peg dolls to make nativity figures/ cutting Christmas cards and making collages
- Paint – printing of nativity figures
- Home corner – range of dressing up / Christmas cards with nativity scenes on them.
- Music – opportunities to listen to Christmas carols and songs.

Direct Teaching of Vocabulary

	 Anchor words	(not too easy, not too hard, just right)  Goldilocks words	 Step on words
nouns	present	Jesus God Stable kings	nativity Christians carols
verbs	sing	Give sing	Celebrate Decorate pray
adjectives		Long ago poor	Past wise

