

Early Learning Goal	Characteristics of Effective Learning	Colour and Light F2 (Reception)
<p><b>Understanding the World</b></p> <p>--</p> <ul style="list-style-type: none"> <li>Explore the natural world around them, making observations and drawing pictures of animals and plants;</li> <li>Know some similarities and differences between the natural world around them and contrasting environments, drawing on their experiences and what has been read in class</li> <li>Understand some important processes and changes in the natural world around them, including the seasons and changing states of matter.</li> </ul>	<p><b>Playing and Exploring</b></p> <ul style="list-style-type: none"> <li>Respond to new experiences that you bring to their attention.</li> </ul> <p><b>Active Learning</b></p> <ul style="list-style-type: none"> <li>Use a range of strategies to reach a goal they have set themselves.</li> </ul> <p><b>Creating and thinking critically</b></p> <ul style="list-style-type: none"> <li>Know more, so feel confident about coming up with their own ideas. Make more links between those ideas</li> </ul>	<p><u>Light and shadows</u></p> <p>Know that <b>light</b> enables us to see</p> <p>Know that <b>darkness</b> is the absence of light</p> <p>Know that the following are <b>natural sources</b> of light - <b>Sun, Fire, Lightning</b></p> <p>Know that the following are <b>man-made</b> sources of light - <b>Lightbulb</b>, television screen</p> <p>Know that a source is where the light begins or comes from.</p> <p><b>Electricity</b> is used to power man-made light sources. The electricity is created in a <b>power station</b> and carried in <b>wires</b> to our houses.</p> <p>Electricity can be stored in <b>batteries</b> to be used in a <b>torch</b></p> <p>A long time ago people used <b>candles</b> to light their homes.</p> <p>Know that the <b>sun</b> is a ball of fire in the sky and provides us with our daylight and our heat.</p> <p>The sun's light shines on the <b>moon</b> and makes it look as if it is shining.</p> <p>The moon is not a source of light.</p> <p>Know that light travels in a straight line (demonstrate with a <b>torch</b>)</p> <p>Know that a <b>shadow</b> occurs when the light is blocked.</p> <p>Know how to make different shadows with your hand in torchlight.</p> <p>Know that moving your hand nearer the source of light makes the shadow larger.</p> <p>Know that moving your hand further away from the torch makes the shadow smaller.</p> <p><u>Diwali</u></p> <p>Know that Diwali is the Hindu festival of lights.</p> <p>Know that Hindus are people who follow Hinduism which is an <b>Indian religion</b>.</p> <p>Know that they celebrate the story of <b>Rama and Sita</b> and the <b>goddess Lakshmi</b> (the goddess of <b>wealth</b>)</p> <p>Read Rama and Sita: The Story of Diwali by Malachy Doyle</p> <p>Know that people celebrate by <b>spring cleaning</b>, decorating the house with lights, wearing new clothes, exchanging presents, eating special food and having a firework display.</p> <p>Know that people light lots of small oil lamps called <b>Diya</b> or Diwa lamps and place them around their home to remember how Rama and Sita were welcomed home. Hindus believe that lighting the lamps means Lakshmi will visit them and bring them wealth.</p>



Diya or Diwa lamps

In India, people leave their doors and windows open to let Lakshmi come in  
Know that **Rangoli** (patterns) are drawn on the floors of the houses including the **lotus flower**

Know that the lotus flower is a special and sacred flower for Hindus (meaning that it is believed to be holy and connected to god)

### Technology

Using Google Maps to identify areas in which celebrate Diwali  
Know that Diwali is not just celebrated in these places and that people in different countries will celebrate this

### Personal, Social and Emotional Development

Know that when we play with our friends we should **share** resources by **taking turns**.  
Know that it's good to listen to each other and this helps us to form good relationships with friends and adults.  
Know about the boundaries and behavioural expectations in the setting and what we need to do to follow them (sharing, class charter, being kind).  
Know that in play you need to develop the confidence to talk to others.  
Know that it's okay to ask for help.

**Physical Development**

Revise and refine the fundamental movement skills they have already acquired:  
**rolling - crawling - walking - jumping - running - hopping - skipping – climbing**

Use a **comfortable grip** with good control when holding pens and pencils

**Expressive Art and Design**



SH Raza 1992 - 2016

Know that SH Raza is a famous Indian artist and is famous for painting with shapes and colour.



## Music

Sung to the original tune of  
'Twinkle Twinkle little star'

Twinkle twinkle lamps so bright  
All around us giving light.  
Flickering, dancing around the  
room  
Send away the dark and gloom  
Twinkle twinkle lamps so bright  
Celebrate with us tonight.

Twinkle twinkle little light  
Glowing strongly, small but bright  
Tell the tale of long ago -  
Rama and Sita coming home.  
Twinkle twinkle little light  
Diwali's here and starts tonight!

## Festival and Celebrations

### Bonfire Night

Know that Bonfire Night happens on 5th November

Know that we **celebrate** this event on this day because we remember when **Guy Fawkes** tried to blow up the **houses of parliament** and King James I a long time ago and was caught before he could do it. Know that we celebrate this by lighting bonfires, burning a '**guy**' and setting off fireworks. Know the following firework safety rules

1. Never throw fireworks
2. Keep fireworks in a closed box
3. Always wear gloves with sparklers
4. Keep pets indoors
5. Stand well back
6. Never go back to a lit firework

### Remembrance Sunday

Know that Remembrance Day is on the 11th November every year




Know that it is an event that commemorates the end of World War 1, which ended on 'the 11th hour of the 11th day of the 11th month' in 1918.

Know that we remember the people who have died in wars on Remembrance Sunday.

Know that the **poppy** is used as a symbol of the day because they grew on the battlefields

	<p>after World War 1 when many people died over a hundred years ago.          Know that a poppy is a red flower</p>
<p><b>Additional Experiences</b></p>	<p>Take part in a Diwali day – act out the story of Rama and Sita, taste Indian food.</p>
<p><b><u>Continuous Provision Opportunities</u></b></p>	
<ul style="list-style-type: none"> <li>• Creative area – Rangoli patterns/ Mendi patterns / Kandinsky picture opportunities</li> <li>• Playdough area – diva lamps- clay</li> <li>• Phonics area – pop bang firework words</li> <li>• Construction area – build your own firework</li> <li>• Maths area – pattern building / rangoli</li> <li>• Investigation area – make a circuit</li> <li>• Literacy area – firework patterns / writing / related books/ shadow puppet theatre</li> <li>• Outdoor area – Rangoli patterns – chalk / stage – act out Diwali story / painting wall – fire colours</li> <li>•</li> </ul>	

**Direct Teaching of Vocabulary**

	 <b>Anchor words</b>	<p>(not too easy, not too hard, just right)</p>  <b>Goldilocks words</b>	 <b>Step on words</b>
<b>nouns</b>	Light Dark Sun safety	Light bulb Wires Battery Shadow Torch Diwali	Electricity Power station Source Indian religion
<b>verbs</b>	Pop Bang Whizz	Celebrate Zoom Crackle Whoosh	Banish Flee Explode
<b>adjectives</b>	Green red blue yellow Hot Bright Safe	Purple orange Sparkly Fizzing Exciting	Thrilling Stunning