

3 – 4 statements	Characteristics of Effective Learning	West Meadows Primary School F1/Nursery. Colour and Light
<p><b>Understanding the World</b></p> <p>--</p> <ul style="list-style-type: none"> <li>• Talk about the differences between materials and changes they notice</li> <li>• Continue developing positive attitudes about the differences between people.</li> </ul>	<p><b>Playing and Exploring</b></p> <ul style="list-style-type: none"> <li>• Respond to new experiences that you bring to their attention.</li> </ul> <p><b>Active Learning</b></p> <ul style="list-style-type: none"> <li>• Use a range of strategies to reach a goal they have set themselves.</li> </ul> <p><b>Creating and thinking critically</b></p> <ul style="list-style-type: none"> <li>• Make more links between those ideas</li> </ul>	<p><u>Light and shadows</u></p> <p>Know that <b>light</b> enables us to see</p> <p>Know that <b>darkness</b> is the absence of light</p> <p>Know that light shines through some materials and not others. Investigate <b>shadows</b> (on sunny days)</p> <p>Introduce new vocabulary related to exploration and encourage children to use it.</p> <p><b>Electricity</b> powers things that they use such as lights, TV and computer.</p> <p>A long time ago people used <b>candles</b> to light their homes.</p> <p>Know that the <b>sun</b> gives us light in the day.</p> <p><u>Diwali</u></p> <p>Ensure that resources reflect the diversity of life in modern Britain.</p> <p>Encourage children to talk about the differences they notice between people, whilst also drawing their attention to similarities between different families and communities</p> <p>Answer their questions and encourage discussion. Suggestion: talk positively about different appearances, skin colours and hair types.</p> <p>Celebrate and value cultural, religious and community events and experiences.</p> <p>Know that Diwali is the Hindu festival of lights.</p> <p>Know that Hindus celebrate the story of <b>Rama and Sita</b></p> <p>Read Rama and Sita: and retell the story.</p> <p>Know that people celebrate by <b>cleaning, decorating</b> the house with lights, wearing <b>new</b> clothes, exchanging <b>presents</b>, eating special food and having a firework display.</p> <p>Diya or Diwa lamps</p> <p>In India, people leave their doors and windows open to let Lakshmi come in</p> <p>Know that <b>Rangoli</b> (patterns) are drawn on the floors of the houses including the <b>lotus flower</b></p>

		Know that the lotus flower is a special and sacred flower for Hindus (meaning that it is believed to be holy and connected to god)
<b>Technology</b>		Using torches
<b>Expressive Art and Design</b>		Creating patterns and shape pictures.
<b>Music</b>		Firework and Diwali songs

## Festival and Celebrations

### Bonfire Night

Know that Bonfire Night happens on 5th November

Know that we **celebrate** this event on this day because we remember when **Guy Fawkes** tried to blow up the **houses of parliament** and King James I a long time ago and was caught before he could do it. Know that we celebrate this by lighting bonfires, burning a '**guy**' and setting off fireworks. Know the following firework safety rules

1. Never throw fireworks
2. Keep fireworks in a closed box
3. Always wear gloves with sparklers
4. Keep pets indoors
5. Stand well back
6. Never go back to a lit firework

### Remembrance Sunday

Know that Remembrance Day is on the 11th November every year

Know that it is an event that commemorates the end of World War 1, which ended on 'the 11th hour of the 11th day of the 11th month' in 1918.

Know that we remember the people who have died in wars on Remembrance Sunday.

Know that the **poppy** is used as a symbol of the day because they grew on the battlefields after World War 1 when many people died over a hundred years ago.

Know that a poppy is a red flower




## Additional Experiences / Diversity

Take part in a Diwali celebration, act out Rama and Sita story, Taste Indian food.

## Continuous Provision Opportunities

- Creative area – shape paper. black paper and sequins / glitter
- Playdough area – Firework mats
- Construction area – rocket building designs
- Maths area – shapes
- Chatter area – Diwali pictures and story sequencing
- Investigation area – glitter patterns / texture / touch – sensory exploration and vocab
- Literacy area – following patterns with colourful pens – Mendi
- Outdoor area – Rangoli patterns with chalk

### Direct Teaching of Vocabulary

	 <b>Anchor words</b>	(not too easy, not too hard, just right)  <b>Goldilocks words</b>	 <b>Step on words</b>
<b>nouns</b>	Sun present	Light Dark candle	Shadow Torch Diwali electricity
<b>verbs</b>	Play party	Pop Bang Whizz	Celebrate Zoom Crackle Whoosh
<b>adjectives</b>	Hot cold	Bright Safe	Sparkly Fizzing Exciting

