




3&4 year olds will be learning to:	Characteristics of Effective Learning	Farms, Pirates and Journeys F1
<p>Understanding the World</p> <ul style="list-style-type: none"> • Show interest in different occupations. • Begin to understand the need to respect and care for the natural environment and all living things. • Know that there are different countries in the world and talk about the differences they have experienced or seen in photos. 	<p>Playing and Exploring</p> <ul style="list-style-type: none"> • Children investigate and experience things, and 'have a go' <p>Active Learning</p> <ul style="list-style-type: none"> • Children concentrate and keep on trying if they encounter difficulties and enjoy achievements. <p>Creating and thinking critically</p> <ul style="list-style-type: none"> • Children have and develop their own ideas, make links between ideas, and 	<p><u>Describing places in our local area</u> Know what they can find in their local area - shops, houses, park etc. Know that local means near to where you live. Know that they live in Hoyland which is near Barnsley. Know that a map is a drawing of an area from above. Show Barnsley on the map of the UK Show UK on a map of the world</p> <p>Maps and Globes Know that maps and globes show where places are. Look at different maps and aerial photograph of the school grounds</p> <p>Understand directional language: near, far, left, right, forward, backward. Follow these instructions to find treasure.</p> <p>Countries Know where to find the UK on a map and globe.</p> <p>Know that there are different countries in the world and that we can explore them.</p> <p>Know and find which countries we have already explored linked to topics this year. Make links to prior learning and put previous themes onto the world map. (Polar regions / India as a main but not exclusive place that celebrates Diwali)</p> <p>Know the different types of transport that could get us to explore new places. Ships / boats / planes / train. Use ships to talk about pirates - what they did and how they dressed.</p> <p>Farms Know there are different types of farm. Some have animals, some crops and some both. What do animals eat? Know the name animals we may find on the farm: Cow, sheep, pig, donkey, goat horse, goose, hen and what we call their babies. Know where our food comes from: milk/cheese – cow; eggs- hen; bread – wheat; chips – potatoes; Know we get wool from sheep and what we use wool for.</p>

	<p>develop strategies for doing things</p>	<p>Know farms grow fruit and vegetables. Know the jobs a farmer does: feeding and keeping animals clean; milking; collecting eggs; herding and shearing sheep; sowing, watering and harvesting crops. Look at how people farm in different countries. Investigate different animal coverings wool/fur/feathers/skin.</p> <p>Stories: The Little Red Hen; Rosie’s walk; Old MacDonald had a farm; Spot goes to the farm; Say Hello to the Animals; The Pig in the Pond</p>
<p>Music</p>		<p>Charanga: Reflect, Rewind and Replay Revision of all previous songs learned. All the learning is focused around revisiting chosen nursery rhymes and/or songs.</p> <p>Journey songs: When I was one The wheels on the bus Row, row, row your boat The big ship sails on the ally-ally oh This is the way we cross the road The train – tickerty track</p> <p>Farm songs Old MacDonald Ten Little Chicks Five Pink Pigs Jumping Up Down on a Tractor Five Little Chicks</p> <p>What shall we do with the lazy pirate? What shall we do with the lazy pirate? What shall we do with the lazy pirate? So early in the morning!</p> <p>Walk the plank and splash in the water Walk the plank and splash in the water Walk the plank and splash in the water Early in the morning!</p>

	<p>Baa Black Sheep https://www.bbc.co.uk/teach/school-radio/eyfs-listen-and-play-on-the-farm/zb43pg8 Range of songs and activities on the above site.</p>
<p>Festival and Celebrations</p>	<p><u>Father's Day</u> Know that Father's Day is celebrated on Sunday 19th June 2020 Know that the celebration is always held on the third Sunday in June to honour fathers Know that children often give their fathers a gift and a card Know that all families are different and some families do not have a father living at home. Know that it is OK to honour someone else on Father's Day who looks after you e.g. a grandparent or Uncle.</p>
<p>Additional Experiences</p>	<p>Visit Wigfield farm.</p>
<p>ELG</p>	<ul style="list-style-type: none"> • Know some similarities and differences between the natural world around them and contrasting environments, drawing on their experiences and what has been read in class • Explore the natural world around them, making observations and drawing pictures of animals and plants • Explain some similarities and differences between life in this country and life in other countries, drawing on knowledge from stories, non-fiction texts and – when appropriate – maps.
<p><u>Continuous Provision Opportunities</u></p>	
<ul style="list-style-type: none"> • Creative area – opportunities to draw/paint and make using different materials which are topic related. E.g., make a barn for the animals/make a ship that will float. Pain/collage animals/weaving with wool/mixing paint for painting pink for pigs, brown for horse. • Playdough area – make different animals/make food for a farm tea party. • Construction area – build a farm/pirate ship/animal homes. • Water area – floating and sinking – make your own boat that will float • Observation area – Maps of school grounds • Investigation area – Map globe compass aerial photos – objects related to countries explored • Literacy area – treasure maps / postcards • Outdoor area – make a pirate ship in den building area • Outdoor – digging area / coins from around the world / metal detector 	

Direct Teaching of Vocabulary

	 Anchor words	(not too easy, not too hard, just right)  Goldilocks words	 Step on words
nouns	Home house	Barnsley Farm farmer	Country Town Globe Map Barn Straw/hay bale
verbs	Drive walk	Sail Fly Dig Water	Explore Discover Feed plough
adjectives		Hot Cold Large Busy	Interesting Exciting Countryside