




3-4- olds will be learning to:	Characteristics of Effective Learning	West Meadows Primary School F1/Nursery. Harvest / Autumn
<ul style="list-style-type: none"> • Explore collections of materials with similar and / or different properties. • Show interest in different occupations • Begin to understand the need to respect and care for the natural environment and all living things. • Reception ; Understand the effect of changing seasons on the natural world around them. 	<p>Playing and Exploring</p> <ul style="list-style-type: none"> - Plan and think ahead about how they will explore or play with objects. - Respond to new experiences that you bring to their attention. <p>Active Learning</p> <ul style="list-style-type: none"> - Use a range of strategies to reach a goal they have set themselves. <p>Creating and thinking critically</p> <ul style="list-style-type: none"> - Take part in simple pretend play. For example, they might use an object like a brush to pretend to brush their hair, or 'drink' from a pretend cup. - Sort materials. For example, at tidy-up time, children know how to put 	<p><u>Autumn</u> Begin to know that there are 4 seasons in a year, spring summer autumn and winter and in Autumn the wind blows and the leaves fall from some trees. Know that the weather is colder and windier in Autumn. Make observations of own outdoor environment and the changes they see in the woodland area Understand some animals change their behaviour in the autumn, (prepare for hibernation, migrate and name some of these animals.)</p> <p><u>Harvest</u> Know that a farm is a place where plants are grown for food and animals kept from food and other things such as wool from sheep. Know that the farmer works and looks after the farm. Know that food (crops) is grown by the farmer in fields that they then sell to other people. We buy the food from the supermarket. Experience harvest by harvesting the apples in the garden once they have ripened as the summer ends. Recognise photographs of farms and fields before and after the harvest. Understand and start to use the basic vocabulary related to farms: field, harvest, season, weather, rain, wind, farmer.</p> <p>Know that farmers can be men or women. Know that farmers have an important job to provide food for us to eat.</p> <p>Know the following vegetables grown in the UK by appearance – carrots, broccoli, potatoes</p> <p>Know the following fruits grown in the UK by appearance and their taste: apples. Pears, blackberries.</p> <p>Know that fruits and vegetables are good for you and help you to be healthy.</p>

	<p>different construction materials in separate baskets. Reviewing how well the approach worked</p>	<p>Know the following machines used on a farm -</p> <ol style="list-style-type: none"> 1. Tractor - a farm vehicle that is used to pull farm machinery and to provide the energy needed for the machinery to work. 2. Combine Harvester - a large machine which is used on farms to cut, sort, and clean grain.
<p>Additional experiences and diversity</p>		<p>Harvesting fruit from school grounds.</p> <p>Exploring fruit. Do we all like the same?</p>

Continuous Provision Opportunities

- Creative area – Autumnal colours – open ended opportunities to develop pictures
- Playdough area – pie making
- Construction area – build a farm – linked to small world area / figures
- Maths area – counting conkers
- Chatter area – farm pictures . Fruit pictures / tasting
- Investigation area – exploring planting and exploring veg (tuff tray)
- Literacy area – Each peach pear plum – leaf man – we're going on a leaf hunt

Direct Teaching of Vocabulary

	 Anchor words	(not too easy, not too hard, just right)  Goldilocks words	 Step on words
nouns	sun rain wind	farm fields farmer	crops harvest weather
verbs	See look	pick hunt	gather explore collect
adjectives	cold windy	Red Yellow Brown Orange	crunchy shiny cosy breezy