

Early Learning Goal	Characteristics of Effective Learning	West Meadows Primary School /Reception Traditional Tales – Materials
<p>Understanding the World</p> <ul style="list-style-type: none"> Understand some important processes in the natural world around them including the seasons and changing states of matter <p>Creating with Material</p> <ul style="list-style-type: none"> Safely use and explore a variety of materials, tools and techniques. Experimenting with... colour, design, texture, form and function. Share their creations, explaining the process they have used. 	<p>Playing and Exploring</p> <ul style="list-style-type: none"> Showing curiosity about objects Using senses to explore the world around them <p>Active Learning</p> <ul style="list-style-type: none"> Showing high levels of energy and fascination Paying attention to details Persisting when challenged occur Showing a belief that more effort or a different approach will pay off <p>Creating and thinking critically</p> <ul style="list-style-type: none"> Thinking of ideas Making predictions Testing their ideas Planning, making decisions about how to approach a task, solve a problem and reach a goal Checking how well their activities are going Changing strategy as needed 	<p><u>Materials</u></p> <p>Know a range of common objects that are made of plastic, wood, metal and glass and sort them.</p> <p>Know how to describe materials using the following words - hard, soft, smooth, rough, opaque, transparent (use 'see-through' alongside more scientific terms - transparent), flexible.</p> <p>Know that plastic is useful because it keeps things fresh, is waterproof, can be shaped and moulded into different shapes, it can be made in lots of different colours.</p> <p>Know that plastic can be harmful to living things because it does not decompose like vegetables, fruit and meat. Plastic is toxic (which means it is dangerous to eat which can also be described as poisonous)</p> <p>Know that decompose means to rot away naturally. (Observe a piece of fruit or vegetable rotting) Know that often it has to be buried in the ground in landfill sites when it has been used.</p> <p>Sometimes small pieces of plastic go into the sea and animals eat them and can become ill and die. <i>(linked to pirates topic too)</i></p> <p>Know that it is our responsibility to look after the planet and the animals and plants that live on it.</p> <p><u>Three Little Pigs</u></p> <p>Know what a material is and that materials have different properties</p> <p>Know about similarities and differences between materials such as sticks, bricks and straw</p> <p>Know about basic functions of materials such as floating and sinking</p> <p>Know that materials can have different levels of strength</p> <p>Know that we use brick to build houses and buildings (our school)</p> <p>Know and identify different materials such as brick, wood, plastic, straw, metal, glass, rock</p> <p>Know that some materials can be light (straw, paper and feathers) and some materials can be heavy (bricks, wood) not metal</p>

- Reviewing how well the approach worked

Know that some objects can be **bendy**

Know why we use bricks instead of sticks and straw to build houses

Know that some materials we have to make ourselves and some materials the World makes for us

Protecting the Environment

Know that it is important for us to look after our **environment** and the wider world.

Know that we can help by doing the following:

- Not wasting water - turning taps off after use or while brushing teeth
- Not wasting **electricity**
- Not throwing **litter** on the floor
- Looking after animals and providing them with places to live
- Help to recycle - putting the correct rubbish in the correct bins
- Reuse plastic bags

Learn about recycling

Know that recycle means to turn one thing into another

Know that reuse means to use things again and again rather than throwing away

Know that we can recycle lots of things made with glass, plastic and paper.




Know the recycle symbol. And start recycling



Further traditional stories the children will know

- **Goldilocks and the Three Bears**
- **Little Red Hen**

		<ul style="list-style-type: none"> • The Enormous Turnip • The Gingerbread Man • Jack and the Beanstalk • The Magic Porridge Pot
--	--	--

Direct Teaching of Vocabulary			
	 Anchor words	(not too easy, not too hard, just right)  Goldilocks words	 Step on words
nouns	Wood, metal, glass	Fabric, bricks, plastic	Properties
verbs	Make, build	Float, sink	Testing, construct

Continuous Provision Opportunities

- Creative area – sorting boxes for different materials. Opportunities for children to choose their materials to build and construct with a purpose in mind
- Playdough area – exploring and experimenting with materials
- Construction – testing the strength of materials, using a range of materials (heavy and light)
- Water area – investigating materials that float and sink, exploring with a range of materials their texture and form e.g. rocks and shells
- Den building – functions of materials, strength of materials, building using different materials